



# AGROMETEOROLOGICAL BULLETIN

*October 2016  
1st 10-day period*

- Temperature
- Relative Humidity
- Soil Temperature
- Sunshine Duration
- Precipitation
- Evaporation
- Growing Degrees
- Reference Evapotranspiration
- Accumulated Rainfall from the beginning of wet period
- Accumulated Reference Evapotranspiration
- Number of dry days



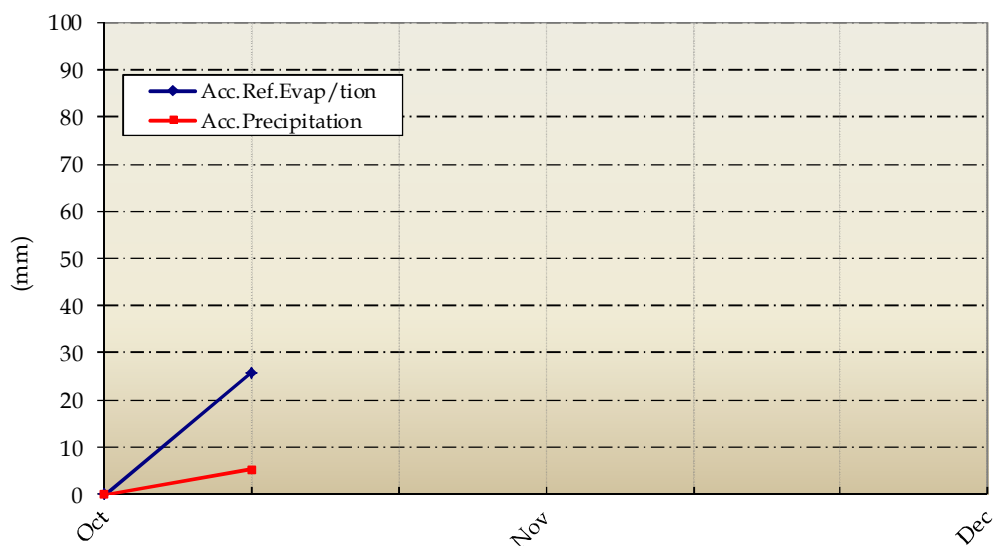
Hellenic National Meteorological Service  
Division of Climatology-Applications  
El. Venizelou Street 14, 16777  
Helliniko, Athens

*Web addresses of HNMS  
[www.hnms.gr](http://www.hnms.gr)  
[www.emy.gov.gr](http://www.emy.gov.gr)  
[www.meteo.gov.gr](http://www.meteo.gov.gr)  
[www.meteohellas.gr](http://www.meteohellas.gr)*

| 1st 10-day period (1-10/10/2016) |        | 1    | 2    | 3    | 4    | 5    | 6    | 7    | 8    | 9    | 10   | Mean Value or Sum | Previous Year Value | Past Years Mean Value |
|----------------------------------|--------|------|------|------|------|------|------|------|------|------|------|-------------------|---------------------|-----------------------|
| Temperature                      | Max    | 29.2 | 27.0 | 24.8 | 28.4 | 23.0 | 23.0 | 24.2 | 23.6 | 22.4 | 21.4 | 24.7              | 22.5                | 22.8                  |
|                                  | Min    | 10.6 | 11.4 | 13.0 | 12.2 | 13.6 | 13.2 | 10.0 | 14.6 | 11.8 | 9.4  | 12.0              | 13.2                | 11.7                  |
| Relative Humidity                | Max    | 90   | 83   | 88   | 89   | 93   | 91   | 90   | 90   | 95   | 90   | 90                | 86                  | -                     |
|                                  | Min    | 32   | 43   | 58   | 35   | 40   | 38   | 46   | 47   | 38   | 47   | 42                | 51                  | -                     |
| Soil Temperature at 10 cm        | 06 UTC | 19.0 | 19.6 | 20.0 | 20.0 | 20.2 | 18.6 | 18.0 | 20.2 | 17.2 | 17.0 | 19.0              | 18.5                | 17.4                  |
|                                  | 12 UTC | 25.4 | 25.4 | 24.6 | 29.8 | 23.2 | 22.8 | 23.4 | 24.0 | 22.8 | 21.0 | 24.2              | 21.0                | 20.5                  |
| Sunshine Duration                |        | 10.7 | 9.9  | 9.1  | 8.1  | 8.0  | 7.4  | 8.3  | 6.3  | 10.2 | 3.0  | 8.1               | 6.6                 | 6.7                   |
| Precipitation                    |        |      |      |      |      | 2.1  |      |      | 3.2  |      |      | 5.3               | 2.5                 | 17.2                  |
| Evaporation                      |        | 4.3  | 3.7  | 2.6  | 9.4  | 6.9  | 4.4  | 1.6  | 5.0  | 6.8  | 3.1  | 47.8              | 30.5                | 48.1                  |
| Growing Degrees                  | 5      | 14.9 | 14.2 | 13.9 | 15.3 | 13.3 | 13.1 | 12.1 | 14.1 | 12.1 | 10.4 | 133.4             | 128.5               | 122.8                 |
|                                  | 10     | 9.9  | 9.2  | 8.9  | 10.3 | 8.3  | 8.1  | 7.1  | 9.1  | 7.1  | 5.4  | 83.4              | 78.5                | 73.0                  |

| 1st 10-day period (1-10/10/2016)             |       | Previous Year Value | Past Years Mean Value |
|--|-------|---------------------|-----------------------|
| Reference Evapotranspiration                 | 25.8  | 23.3                | 27.4                  |
| Precipitation - Reference Evapotranspiration | -20.5 | -20.8               | -10.2                 |
| Number of Rainy Days                         | 2.0   | 1.0                 | 1.6                   |
| Number of Dry Days                           | 12.0  | 5.0                 | -                     |

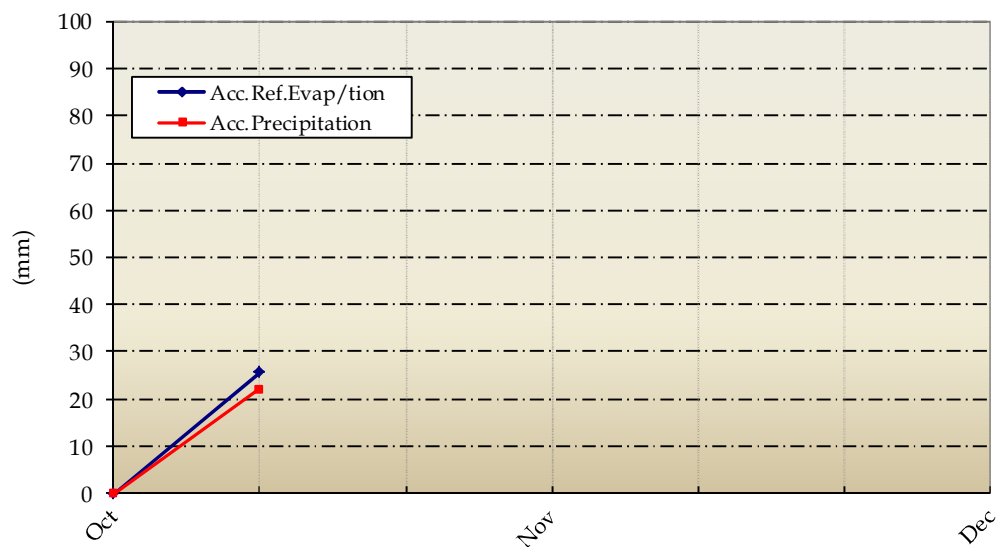
Diagram of Accumulated Precipitation and Accumulated Reference Evapotranspiration



| 1st 10-day period (1-10/10/2016) |        | 1    | 2    | 3    | 4    | 5    | 6    | 7    | 8    | 9    | 10   | Mean Value or Sum | Previous Year Value | Past Years Mean Value |
|----------------------------------|--------|------|------|------|------|------|------|------|------|------|------|-------------------|---------------------|-----------------------|
| Temperature                      | Max    | 25.0 | 26.4 | 27.8 | 26.3 | 25.0 | 24.4 | 24.9 | 24.1 | 24.3 | 24.0 | 25.2              | 26.2                | 25.6                  |
|                                  | Min    | 13.9 | 13.0 | 16.8 | 16.6 | 18.8 | 14.0 | 13.6 | 13.6 | 13.0 | 13.4 | 14.7              | 15.6                | 14.3                  |
| Relative Humidity                | Max    | 91   | 90   | 88   | 90   | 83   | 83   | 91   | 90   | 88   | 90   | 88                | 88                  | -                     |
|                                  | Min    | 54   | 42   | 55   | 51   | 42   | 39   | 49   | 50   | 36   | 56   | 47                | 45                  | -                     |
| Soil Temperature at 10 cm        | 06 UTC | -    | -    | -    | -    | -    | -    | -    | -    | -    | -    | -                 | -                   | 20.5                  |
|                                  | 12 UTC | -    | -    | -    | -    | -    | -    | -    | -    | -    | -    | -                 | -                   | 23.8                  |
| Sunshine Duration                |        | 7.6  | 8.3  | 8.5  | 8.2  | 8.3  | 8.8  | 3.7  | 8.2  | 8.4  | 2.0  | 7.2               | 7.8                 | 7.7                   |
| Precipitation                    |        |      |      |      |      |      |      | 21.3 |      |      | 0.9  | 22.2              | 39.4                | 23.2                  |
| Evaporation                      |        | 5.2  | 5.0  | 8.0  | 1.0  | 3.2  | 7.8  | 6.3  | 2.0  | 2.0  | 10.6 | 51.1              | 29.2                | 42.9                  |
| Growing Degrees                  | 5      | 14.5 | 14.7 | 17.3 | 16.5 | 16.9 | 14.2 | 14.3 | 13.9 | 13.7 | 13.7 | 149.5             | 158.9               | 149.6                 |
|                                  | 10     | 9.5  | 9.7  | 12.3 | 11.5 | 11.9 | 9.2  | 9.3  | 8.9  | 8.7  | 8.7  | 99.5              | 108.9               | 99.6                  |

| 1st 10-day period (1-10/10/2016)             |      | Previous Year Value | Past Years Mean Value |
|--|------|---------------------|-----------------------|
| Reference Evapotranspiration                 | 25.6 | 27.8                | 26.8                  |
| Precipitation - Reference Evapotranspiration | -3.4 | 11.6                | -3.6                  |
| Number of Rainy Days                         | 2.0  | 3.0                 | 2.2                   |
| Number of Dry Days                           | 17.0 | 10.0                | -                     |

Diagram of Accumulated Precipitation and Accumulated Reference Evapotranspiration

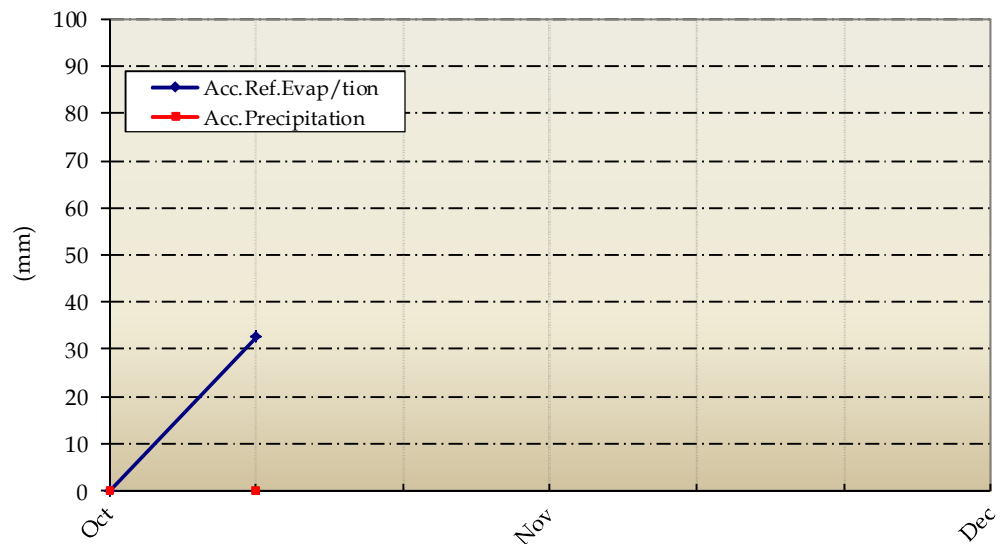


Iraklio

| 1st 10-day period<br>(1-10/10/2016) |        | 1    | 2    | 3    | 4    | 5    | 6    | 7    | 8    | 9    | 10   | Mean Value<br>or Sum | Previous Year<br>Value | Past Years<br>Mean Value |
|-------------------------------------|--------|------|------|------|------|------|------|------|------|------|------|----------------------|------------------------|--------------------------|
| Temperature                         | Max    | 24.2 | 26.0 | 27.0 | 26.2 | 26.4 | 25.6 | 25.8 | 29.6 | 26.4 | 25.0 | 26.2                 | 25.2                   | 24.6                     |
|                                     | Min    | 16.2 | 16.2 | 17.8 | 19.6 | 19.2 | 18.0 | 17.4 | 21.6 | 18.0 | 17.6 | 18.2                 | 19.6                   | 17.5                     |
| Relative Humidity                   | Max    | 87   | 93   | 87   | 88   | 86   | 86   | 76   | 73   | 91   | 90   | 86                   | 84                     | -                        |
|                                     | Min    | 65   | 60   | 54   | 68   | 58   | 56   | 45   | 48   | 59   | 65   | 58                   | 63                     | -                        |
| Soil Temperature at 10 cm           | 06 UTC | -    | -    | -    | -    | -    | -    | -    | -    | -    | -    | -                    | -                      | -                        |
|                                     | 12 UTC | -    | -    | -    | -    | -    | -    | -    | -    | -    | -    | -                    | -                      | -                        |
| Sunshine Duration                   |        | 9.6  | 8.8  | 9.0  | 8.9  | 9.7  | 7.8  | 9.5  | 7.2  | 9.5  | 7.9  | 8.8                  | 6.9                    | 7.9                      |
| Precipitation                       |        |      |      |      |      |      |      |      |      |      |      |                      |                        | 6.0                      |
| Evaporation                         |        | 1.3  | 2.6  | 3.5  | 2.9  | 4.5  | 5.3  | 3.3  | 7.1  | 2.2  | 1.5  | 34.2                 | 40.4                   | 53.7                     |
| Growing Degrees                     | 5      | 15.2 | 16.1 | 17.4 | 17.9 | 17.8 | 16.8 | 16.6 | 20.6 | 17.2 | 16.3 | 171.9                | 173.9                  | 160.1                    |
|                                     | 10     | 10.2 | 11.1 | 12.4 | 12.9 | 12.8 | 11.8 | 11.6 | 15.6 | 12.2 | 11.3 | 121.9                | 123.9                  | 110.1                    |

| 1st 10-day period<br>(1-10/10/2016)          |       | Previous Year<br>Value | Past Years<br>Mean Value |
|--|-------|------------------------|--------------------------|
| Reference Evapotranspiration                 | 32.6  | 30.4                   | -                        |
| Precipitation - Reference Evapotranspiration | -32.6 | -30.4                  | 6.0                      |
| Number of Rainy Days                         | 0.0   | 0.0                    | 0.9                      |
| Number of Dry Days                           | 17.0  | 10.0                   | -                        |

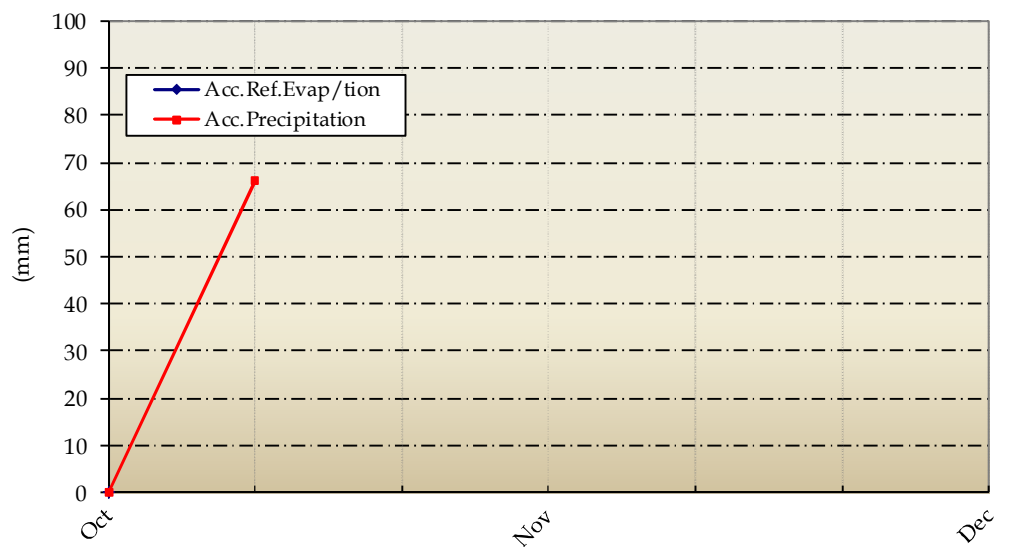
Diagram of Accumulated Precipitation and Accumulated Reference Evapotranspiration



| 1st 10-day period<br>(1-10/10/2016) |        | 1    | 2    | 3    | 4    | 5    | 6    | 7    | 8    | 9    | 10   | Mean Value<br>or Sum | Previous Year<br>Value | Past Years<br>Mean Value |
|-------------------------------------|--------|------|------|------|------|------|------|------|------|------|------|----------------------|------------------------|--------------------------|
| Temperature                         | Max    | 24.0 | 27.2 | 25.0 | 24.7 | 21.8 | 21.0 | 19.7 | 20.0 | 21.4 | 15.4 | 22.0                 | 22.6                   | 22.8                     |
|                                     | Min    | 6.6  | 8.4  | 12.2 | 9.6  | 7.8  | 4.8  | -    | 9.9  | 7.0  | 10.3 | 8.5                  | 11.1                   | 10.0                     |
| Relative Humidity                   | Max    | 100  | 100  | 100  | 100  | 100  | -    | 100  | 100  | 100  | 100  | 100                  | 99                     | -                        |
|                                     | Min    | 53   | 49   | 48   | 51   | 26   | -    | 44   | 64   | 34   | 99   | 52                   | 52                     | -                        |
| Soil Temperature at 10 cm           | 06 UTC | -    | -    | -    | -    | -    | -    | -    | -    | -    | -    | -                    | 31.5                   | 15.6                     |
|                                     | 12 UTC | -    | -    | -    | -    | -    | -    | -    | -    | -    | -    | -                    | -                      | 18.3                     |
| Sunshine Duration                   |        | 6.2  | 7.9  | 8.0  | 5.6  | 8.4  | -    | 1.8  | 6.4  | 5.6  | 0.0  | 5.5                  | 5.2                    | 5.7                      |
| Precipitation                       |        |      |      |      |      |      |      | 24.0 |      |      | 42.2 | 66.2                 | 41.7                   | 25.8                     |
| Evaporation                         |        | -    | -    | -    | -    | -    | -    | -    | -    | -    | -    | -                    | -                      | 32.1                     |
| Growing Degrees                     | 5      | 10.3 | 12.8 | 13.6 | 12.2 | 9.8  | 7.9  | -    | 10.0 | 9.2  | 7.9  | -                    | 118.5                  | 114.5                    |
|                                     | 10     | 5.3  | 7.8  | 8.6  | 7.2  | 4.8  | 2.9  | -    | 5.0  | 4.2  | 2.9  | -                    | 68.5                   | 64.7                     |

| 1st 10-day period<br>(1-10/10/2016)          |     | Previous Year<br>Value | Past Years<br>Mean Value |
|--|-----|------------------------|--------------------------|
| Reference Evapotranspiration                 | -   | -                      | 21.0                     |
| Precipitation - Reference Evapotranspiration | -   | -                      | 4.8                      |
| Number of Rainy Days                         | 2.0 | 3.0                    | 2.6                      |
| Number of Dry Days                           | 9.0 | 10.0                   | -                        |

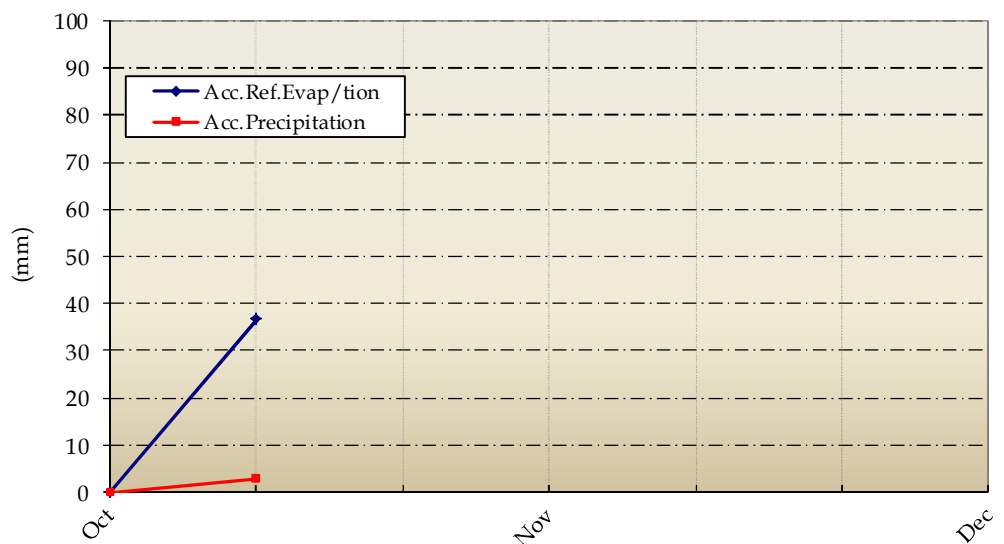
Diagram of Accumulated Precipitation and Accumulated Reference Evapotranspiration



| 1st 10-day period<br>(1-10/10/2016) |        | 1    | 2    | 3    | 4    | 5    | 6    | 7    | 8    | 9    | 10   | Mean Value<br>or Sum | Previous Year<br>Value | Past Years<br>Mean Value |
|-------------------------------------|--------|------|------|------|------|------|------|------|------|------|------|----------------------|------------------------|--------------------------|
| Temperature                         | Max    | 28.0 | 27.5 | 30.9 | 30.2 | 27.8 | 27.1 | 25.6 | 26.6 | 27.6 | 27.4 | 27.9                 | 27.9                   | 26.1                     |
|                                     | Min    | 14.9 | 14.6 | 18.5 | 17.9 | 13.0 | 12.1 | 11.0 | 16.0 | 12.4 | 12.0 | 14.2                 | 15.5                   | 13.8                     |
| Relative Humidity                   | Max    | 86   | 86   | 88   | 87   | 87   | 87   | 91   | 92   | 86   | 91   | 88                   | 89                     | -                        |
|                                     | Min    | 35   | 42   | 33   | 23   | 31   | 22   | 25   | 40   | 25   | 42   | 32                   | 39                     | -                        |
| Soil Temperature at 10 cm           | 06 UTC | -    | -    | -    | -    | -    | -    | -    | -    | -    | -    | -                    | 21.9                   | 20.0                     |
|                                     | 12 UTC | -    | -    | -    | -    | -    | -    | -    | -    | -    | -    | -                    | 22.9                   | 22.6                     |
| Sunshine Duration                   |        | 10.5 | 7.2  | 9.7  | 10.0 | 10.0 | 9.9  | 9.2  | 9.9  | 10.2 | 7.8  | 9.4                  | 8.7                    | 7.4                      |
| Precipitation                       |        |      |      |      |      |      |      | 0.1  | 2.7  |      |      | 2.8                  | 8.5                    | 17.8                     |
| Evaporation                         |        | 5.2  | 1.8  | 7.4  | 5.0  | 7.0  | 4.2  | 3.6  | 6.0  | 7.0  | 7.7  | 54.9                 | 54.4                   | 46.9                     |
| Growing Degrees                     | 5      | 16.5 | 16.1 | 19.7 | 19.1 | 15.4 | 14.6 | 13.3 | 16.3 | 15.0 | 14.7 | 160.6                | 167.1                  | 149.4                    |
|                                     | 10     | 11.5 | 11.1 | 14.7 | 14.1 | 10.4 | 9.6  | 8.3  | 11.3 | 10.0 | 9.7  | 110.6                | 117.1                  | 99.4                     |

| 1st 10-day period<br>(1-10/10/2016)          |       | Previous Year<br>Value | Past Years<br>Mean Value |
|--|-------|------------------------|--------------------------|
| Reference Evapotranspiration                 | 36.6  | 34.1                   | 28.3                     |
| Precipitation - Reference Evapotranspiration | -33.8 | -25.6                  | -10.5                    |
| Number of Rainy Days                         | 2.0   | 2.0                    | 2.3                      |
| Number of Dry Days                           | 11.0  | 8.0                    | -                        |

Diagram of Accumulated Precipitation and Accumulated Reference Evapotranspiration

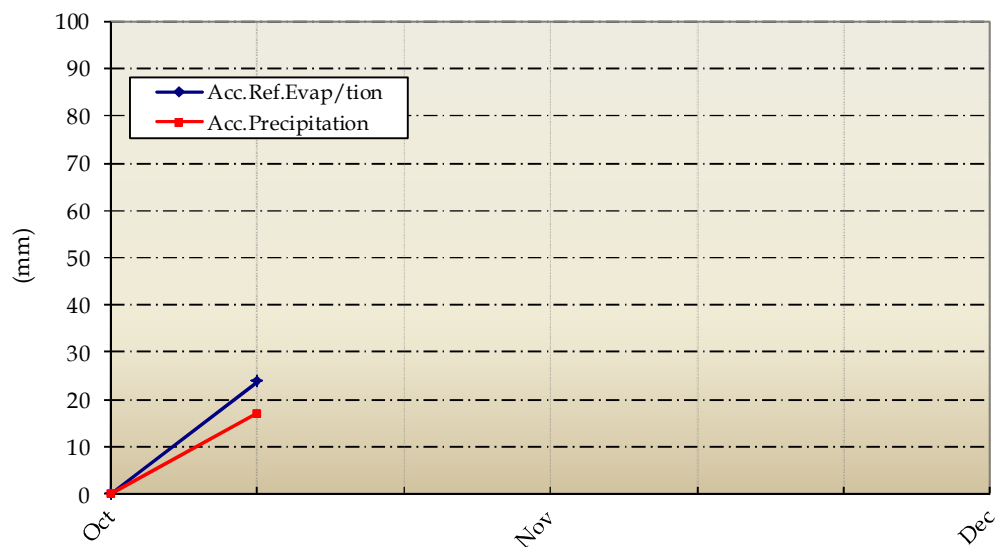


Larisa

| 1st 10-day period<br>(1-10/10/2016) |        | 1    | 2    | 3    | 4    | 5    | 6    | 7    | 8    | 9    | 10   | Mean Value<br>or Sum | Previous Year<br>Value | Past Years<br>Mean Value |
|-------------------------------------|--------|------|------|------|------|------|------|------|------|------|------|----------------------|------------------------|--------------------------|
| Temperature                         | Max    | 29.1 | 29.4 | 31.2 | 29.9 | 25.4 | 24.8 | 24.6 | 23.4 | 23.4 | 18.6 | 26.0                 | 24.3                   | 25.0                     |
|                                     | Min    | 9.2  | 10.8 | 13.7 | 13.5 | 12.8 | 8.6  | 10.7 | 13.6 | 9.6  | 13.8 | 11.6                 | 14.0                   | 11.6                     |
| Relative Humidity                   | Max    | 96   | 100  | 100  | 92   | 84   | 81   | 100  | 100  | 99   | 100  | 95                   | 100                    | -                        |
|                                     | Min    | 25   | 27   | 25   | 21   | 21   | 31   | 42   | 52   | 44   | 89   | 38                   | 49                     | -                        |
| Soil Temperature at 10 cm           | 06 UTC | 16.0 | 21.1 | 21.2 | 21.8 | 21.8 | 21.0 | 21.0 | 20.6 | 20.4 | 20.6 | 20.6                 | 21.3                   | 19.3                     |
|                                     | 12 UTC | 22.0 | 21.0 | 21.6 | 22.0 | 22.0 | 21.2 | 21.0 | 22.0 | 21.0 | 20.4 | 21.4                 | 21.2                   | 20.9                     |
| Sunshine Duration                   |        | 8.1  | 6.9  | 7.7  | 7.7  | 7.9  | 7.5  | 3.3  | 6.7  | 7.8  | 0.5  | 6.4                  | 4.9                    | 6.2                      |
| Precipitation                       |        |      |      |      |      |      |      | 14.5 |      |      | 2.5  | 17.0                 | 44.1                   | 10.5                     |
| Evaporation                         |        | 5.4  | 0.9  | 7.5  | 4.3  | 9.3  | 2.6  | 0.2  | 2.8  | 2.8  | 3.4  | 39.2                 | 27.7                   | 41.2                     |
| Growing Degrees                     | 5      | 14.2 | 15.1 | 17.5 | 16.7 | 14.1 | 11.7 | 12.7 | 13.5 | 11.5 | 11.2 | 138.1                | 141.5                  | 133.0                    |
|                                     | 10     | 9.2  | 10.1 | 12.5 | 11.7 | 9.1  | 6.7  | 7.7  | 8.5  | 6.5  | 6.2  | 88.1                 | 91.5                   | 83.0                     |

| 1st 10-day period<br>(1-10/10/2016)          |      | Previous Year<br>Value | Past Years<br>Mean Value |
|--|------|------------------------|--------------------------|
| Reference Evapotranspiration                 | 23.9 | 22.3                   | 26.4                     |
| Precipitation - Reference Evapotranspiration | -6.9 | 21.8                   | -15.9                    |
| Number of Rainy Days                         | 2.0  | 4.0                    | 2.1                      |
| Number of Dry Days                           | 14.0 | 0.0                    | -                        |

Diagram of Accumulated Precipitation and Accumulated Reference Evapotranspiration



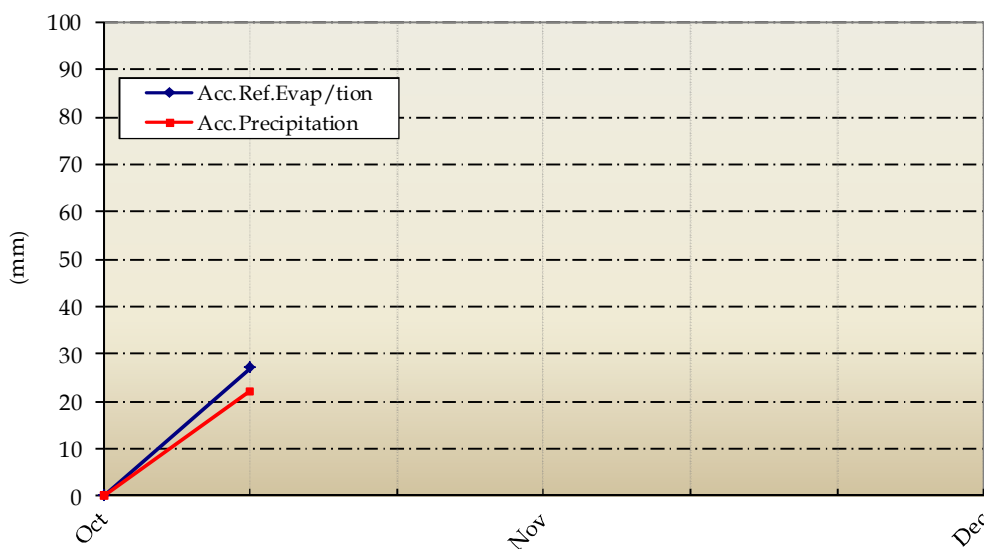


Mikra

| 1st 10-day period<br>(1-10/10/2016) |        | 1    | 2    | 3    | 4    | 5    | 6    | 7    | 8    | 9    | 10   | Mean Value<br>or Sum | Previous Year<br>Value | Past Years<br>Mean Value |
|-------------------------------------|--------|------|------|------|------|------|------|------|------|------|------|----------------------|------------------------|--------------------------|
| Temperature                         | Max    | 26.6 | 26.5 | 26.7 | 28.1 | 22.8 | 22.0 | 25.0 | 21.2 | 21.2 | 17.2 | 23.7                 | 22.5                   | 23.5                     |
|                                     | Min    | 10.2 | 11.6 | 14.1 | 14.4 | 15.8 | 12.0 | 14.3 | 14.0 | 8.0  | 14.4 | 12.9                 | 15.4                   | 12.8                     |
| Relative Humidity                   | Max    | 83   | 76   | 81   | 90   | 78   | 92   | 94   | 97   | 88   | 96   | 88                   | 92                     | -                        |
|                                     | Min    | 26   | 29   | 46   | 29   | 32   | 48   | 51   | 36   | 47   | 72   | 42                   | 54                     | -                        |
| Soil Temperature at 10 cm           | 06 UTC | 18.4 | 19.0 | 20.0 | 22.0 | 21.8 | 19.5 | 19.0 | 18.3 | 16.4 | 23.6 | 19.8                 | 19.6                   | 18.4                     |
|                                     | 12 UTC | 22.6 | 22.6 | 23.4 | 23.8 | 25.0 | 22.4 | 22.1 | 23.8 | 22.0 | 18.9 | 22.7                 | 21.5                   | 21.9                     |
| Sunshine Duration                   |        | 9.9  | 9.5  | 9.7  | 7.9  | 9.1  | 9.0  | 2.5  | 9.6  | 8.9  | 0.0  | 7.6                  | 5.3                    | 6.2                      |
| Precipitation                       |        |      |      |      |      |      | 2.3  | 6.3  |      |      | 22.2 | 30.8                 | 33.3                   | 9.7                      |
| Evaporation                         |        | 3.3  | 4.7  | 3.7  | 4.8  | 8.5  | 0.6  | 6.8  | 4.1  | 3.6  | 0.0  | 40.1                 | 49.0                   | 40.2                     |
| Growing Degrees                     | 5      | 13.4 | 14.1 | 15.4 | 16.3 | 14.3 | 12.0 | 14.7 | 12.6 | 9.6  | 10.8 | 133.1                | 139.1                  | 131.6                    |
|                                     | 10     | 8.4  | 9.1  | 10.4 | 11.3 | 9.3  | 7.0  | 9.7  | 7.6  | 4.6  | 5.8  | 83.1                 | 89.1                   | 81.6                     |

| 1st 10-day period<br>(1-10/10/2016)          |      | Previous Year<br>Value | Past Years<br>Mean Value |
|--|------|------------------------|--------------------------|
| Reference Evapotranspiration                 | 27.2 | 21.7                   | 25.5                     |
| Precipitation - Reference Evapotranspiration | 3.6  | 11.6                   | -15.8                    |
| Number of Rainy Days                         | 3.0  | 5.0                    | 1.7                      |
| Number of Dry Days                           | 8.0  | 0.0                    | -                        |

Diagram of Accumulated Precipitation and Accumulated Reference Evapotranspiration



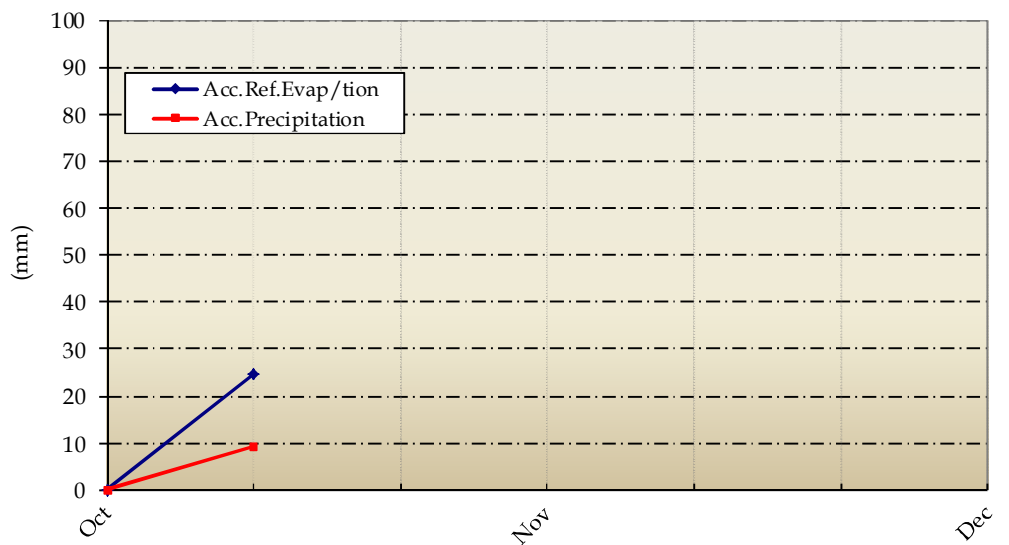


Tanagra

| 1st 10-day period<br>(1-10/10/2016) |        | 1    | 2    | 3    | 4    | 5    | 6    | 7    | 8    | 9    | 10   | Mean Value<br>or Sum | Previous Year<br>Value | Past Years<br>Mean Value |
|-------------------------------------|--------|------|------|------|------|------|------|------|------|------|------|----------------------|------------------------|--------------------------|
| Temperature                         | Max    | 28.1 | 28.5 | 31.0 | 29.8 | 24.6 | 24.2 | 26.8 | 26.2 | 24.0 | 24.8 | 26.8                 | 23.8                   | 24.7                     |
|                                     | Min    | 11.1 | 12.6 | 16.1 | 17.4 | 14.9 | 14.1 | 10.4 | 15.2 | 13.8 | 12.8 | 13.8                 | 14.2                   | 12.9                     |
| Relative Humidity                   | Max    | 81   | 94   | 76   | 81   | 76   | 82   | 100  | 94   | 98   | 99   | 88                   | 94                     | -                        |
|                                     | Min    | 23   | 26   | 27   | 26   | 29   | 41   | 32   | 37   | 44   | 50   | 34                   | 46                     | -                        |
| Soil Temperature at 10 cm           | 06 UTC | -    | -    | -    | -    | -    | -    | -    | -    | -    | -    | -                    | -                      | -                        |
|                                     | 12 UTC | -    | -    | -    | -    | -    | -    | -    | -    | -    | -    | -                    | -                      | -                        |
| Sunshine Duration                   |        | 10.1 | 6.0  | 9.2  | 8.8  | 8.8  | 7.0  | 7.7  | 9.4  | 8.8  | 2.5  | 7.8                  | 7.2                    |                          |
| Precipitation                       |        |      |      |      |      |      |      | 0.5  | 8.7  |      |      | 9.2                  | 10.0                   | 9.2                      |
| Evaporation                         |        | -    | -    | -    | -    | -    | -    | -    | -    | -    | -    | -                    | 33.9                   |                          |
| Growing Degrees                     | 5      | 14.6 | 15.6 | 18.6 | 18.6 | 14.8 | 14.2 | 13.6 | 15.7 | 13.9 | 13.8 | 153.2                | 139.7                  |                          |
|                                     | 10     | 9.6  | 10.6 | 13.6 | 13.6 | 9.8  | 9.2  | 8.6  | 10.7 | 8.9  | 8.8  | 103.2                | 89.7                   |                          |

| 1st 10-day period<br>(1-10/10/2016)          |       | Previous Year<br>Value | Past Years<br>Mean Value |
|--|-------|------------------------|--------------------------|
| Reference Evapotranspiration                 | 24.7  | 23.6                   |                          |
| Precipitation - Reference Evapotranspiration | -15.5 | -13.6                  | 9.2                      |
| Number of Rainy Days                         | 2.0   | 2.0                    | 2.1                      |
| Number of Dry Days                           | 13.0  | 11.0                   | -                        |

Diagram of Accumulated Precipitation and Accumulated Reference Evapotranspiration

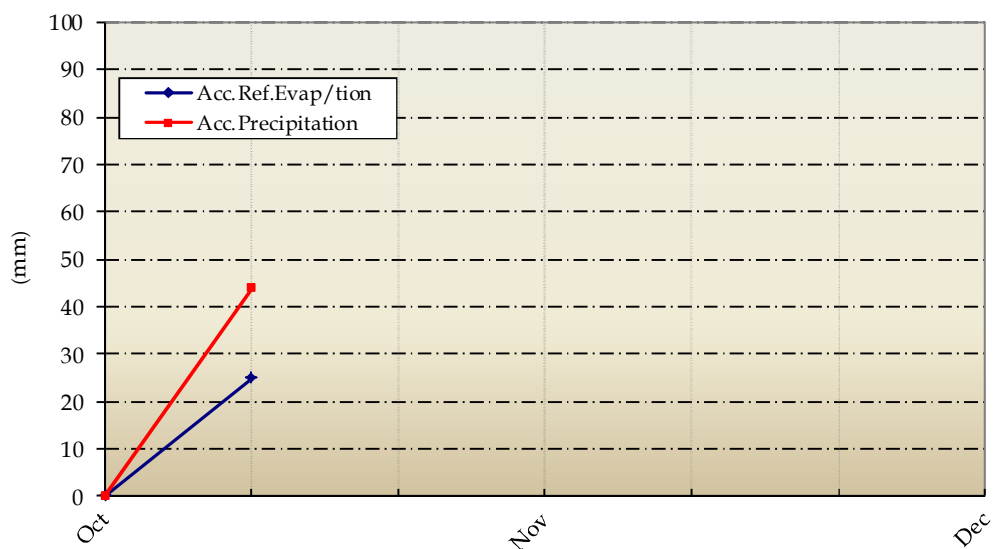


Tripoli

| 1st 10-day period<br>(1-10/10/2016) |        | 1    | 2    | 3    | 4    | 5    | 6    | 7    | 8    | 9    | 10   | Mean Value<br>or Sum | Previous Year<br>Value | Past Years<br>Mean Value |
|-------------------------------------|--------|------|------|------|------|------|------|------|------|------|------|----------------------|------------------------|--------------------------|
| Temperature                         | Max    | 28.1 | 26.9 | 29.3 | 26.3 | 23.9 | 22.1 | 22.1 | 21.7 | 23.8 | 22.3 | 24.6                 | 23.5                   | 23.3                     |
|                                     | Min    | 6.6  | 8.7  | 11.5 | 9.7  | 8.7  | 5.8  | 5.0  | 8.3  | 5.0  | 7.5  | 7.7                  | 10.0                   | 9.0                      |
| Relative Humidity                   | Max    | 100  | 100  | 100  | 100  | 98   | 100  | 100  | 100  | 100  | 100  | 100                  | 98                     | -                        |
|                                     | Min    | 14   | 27   | 30   | 25   | 33   | 27   | 40   | 42   | 26   | 49   | 31                   | 42                     | -                        |
| Soil Temperature at 10 cm           | 06 UTC | 17.2 | -    | 18.8 | 19.0 | 18.4 | 17.6 | 16.8 | 15.0 | 14.6 | 15.4 | 17.0                 | 17.1                   | 17.3                     |
|                                     | 12 UTC | -    | -    | 23.4 | 23.4 | 22.8 | 21.8 | 20.0 | -    | -    | 19.2 | 21.8                 | 20.7                   | 19.3                     |
| Sunshine Duration                   |        | 9.8  | 5.0  | 9.9  | 9.5  | 10.2 | 9.3  | 5.9  | 9.9  | 9.8  | 4.6  | 8.4                  | 7.3                    | 7.4                      |
| Precipitation                       |        |      |      |      |      |      |      | 11.0 | 32.9 |      | 0.0  | 43.9                 | 13.2                   | 9.7                      |
| Evaporation                         |        | 1.8  | -    | 4.3  | 4.3  | 4.4  | 4.0  | 0.9  | 2.2  | 3.4  | 1.5  | -                    | 25.3                   | 32.6                     |
| Growing Degrees                     | 5      | 12.4 | 12.8 | 15.4 | 13.0 | 11.3 | 9.0  | 8.6  | 10.0 | 9.4  | 9.9  | 111.7                | 117.5                  | 111.8                    |
|                                     | 10     | 7.4  | 7.8  | 10.4 | 8.0  | 6.3  | 4.0  | 3.6  | 5.0  | 4.4  | 4.9  | 61.7                 | 67.5                   | 62.0                     |

| 1st 10-day period<br>(1-10/10/2016)          |      | Previous Year<br>Value | Past Years<br>Mean Value |
|--|------|------------------------|--------------------------|
| Reference Evapotranspiration                 | 24.9 | 23.4                   | 25.4                     |
| Precipitation - Reference Evapotranspiration | 19.0 | -10.2                  | -15.7                    |
| Number of Rainy Days                         | 2.0  | 3.0                    | 2.0                      |
| Number of Dry Days                           | 16.0 | 7.0                    | -                        |

Diagram of Accumulated Precipitation and Accumulated Reference Evapotranspiration





◆ **List of Symbols and Abbreviations**

**Reference Evapotranspiration ETo (mm):**

Calculated by the FAO Penman-Montieth equation

$$ET_0 = \frac{0.408 * \Delta * (R_n - G) + \gamma * \frac{900}{T + 273} * u_2 * (e_s - e_a)}{\Delta + \gamma * (1 + 0.34 * u_2)}$$

using 10-day step.

R<sub>n</sub> is estimated from sunshine measurements and G assumed to be zero.

**Growing Degrees:** Degrees with mean temperature exceeding the base of 5 or 10 °C.

**Number of Rainy Days:** Number of days with precipitation of at least 0.1 mm.

**Number of Dry Days:** Number of dry days recorded since the last rainy day.

**Measurements Units**

- ◆ Temperature : °C
- ◆ Relative Humidity : %
- ◆ Soil Temperature : °C
- ◆ Sunshine Duration : Hours
- ◆ Precipitation : mm
- ◆ Evaporation (Pan) : mm
- ◆ Growing Degrees : °C

**UTC (Universal Time coordinates) in Greece**

- ◆ Winter : Time(UTC) = Local time - 2
- ◆ Summer : Time(UTC) = Local time - 3

© HELLENIC NATIONAL METEOROLOGICAL SERVICE  
 Reproduction is prohibited without written permission  
 El. Venizelou street 14, Zip Code 16777  
 Helliniko, Athens